

DENTAL  
REHABILITATION  
CHAIR

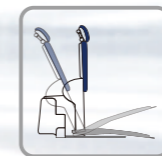
# 牙科综合 + 全新体验 康复治疗机

多方面解决部分人群看牙难题



# 全国首创

## 牙科综合康复治疗机



全新升降平台  
New lifting platform



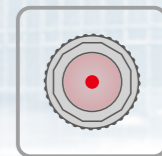
静音直流进口电机  
Silent imported DC motor



舒适头枕  
Comfortable headrest



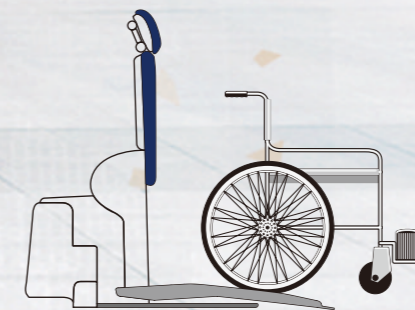
LED口腔灯  
LED dental light



红外线急停开关  
Infrared emergency stop switch



简易操作  
Easy operation



### 独特设计理念

CONCEPT OF  
comfortable design

安业对部分人群的重视是我们研发的指针。安业针对部分人群的行动不便性而研发设计并将方便性、舒适性、安全性、易用性放在首位，全面解决看牙难题。

The emphasis on special people is a guide for our R&D. Put convenience, comfort, safety and ease of use in the first place to solve the problem of teeth cure

DENTAL REHABILITATION CHAIR  
**牙科综合 全新体验  
康复治疗机**  
多方面解决部分人群看牙难题



**豪华**

**可旋转/拆卸陶瓷痰盂**

易清洗、易消毒、方便拆卸。  
Easy to clean, disinfect, and remove



**Unique Design**

对品质的追求永不妥协  
New definition, new height of quality

**弧形头枕**

**可调节弧形防护头枕**

弧形头枕, 比传统头枕更舒适, 能更好的固定头部, 防止就诊时头部晃动。

**Curved headrest**

Adjusted Curved protective headrest  
More comfortable than traditional headrest, Better fix the head and prevent shaking



**轮椅固定装置**

按压式插拔接头, 方便操作, 安全稳固。

**Wheelchair fixture**

Push-type plug connector, easy operation and safety



Through the wheelchair

穿过轮椅



Insert the buckle

插入卡扣



Fixed position

固定位置




**固定架**

**可旋转调节, 适合常用轮椅尺寸**

可正反旋转螺母, 调节摆臂至适合轮椅尺寸位置。

**Fixing frame**

Rotatable adjustment for common wheelchair sizes  
The nut can be rotated forward and reverse to adjust the swing arm to a wheelchair-sized position




**坚实**

**不锈钢底板**

轨道磨砂防滑处理, 支撑底板采用4mm不锈钢板, 确保患者上下安全。

**Solid**

Stainless steel base plate  
Frosted anti-slip track, 4MM stainless steel bottom plate to ensure patient safety



**智能**

**红外线感应**

有效识别底板下方物体停止椅架操作, 防止被夹。感应有效距离为80cm。

**Intelligent**

Infrared sensing  
Effectively identify the object under the bottom plate to stop the operation, prevent it from being pinched, and the effective distance is 80cm.




多功能脚踏控制开关  
(带脚踏自锁功能)  
Multifunctional foot control  
(with self-locking function)



电磁阀 (进口)  
Imported electromagnetism valve



24V静音直流进口电机 (带补偿位)  
24V noiseless DC motor (synchronized)



医用管 (进口)  
Imported tube



减压阀 (进口)  
Imported reducing valve



豪华医生坐椅C  
Dentist stool C